



SUSTAINABILITY REPORT 2023

Safe, Circular
& Responsible



Table of Contents

Letter from our CEO	2
Q&A with our VP Sustainability	3
Our Profile	4
Our Approach to Sustainability	5
Highlights	6
Our Products	7
Product Circularity	7
Cradle to Cradle	8
Curby Products	11
Our People	12
Worker Safety	12
Inclusion & Diversity	13
Our Planet	14
Energy	14
Climate	15
Waste	16
Water	17
Our Data Summary	18

Letter from our CEO

“This report details IPG’s impactful actions and progress in 2023...focused on our products, people, and the planet.”



In 2023, our Science Based Targets Initiative (SBTi) commitments were validated, adding to our obligations as signatories to The Climate Pledge, the CEO Water Mandate, the CEO Action for Diversity and Inclusion (CEO Action Pledge), the United Nations Global Compact (UNGC), the TRUE Zero Waste program, and the U.S. Department of Energy (DOE) Better Climate Challenge.

Our commitment under SBTi, to reduce absolute scope 1 and 2 GHG emissions by 42% by 2030 from a 2021 base year, and to reduce absolute scope 3 GHG emissions from all material categories by 42% within the same time frame, expands our already aggressive climate goals. We have also established unique IPG goals, with targets to increase

IPG is a leading provider of packaging and protective solutions, and an invaluable partner to its customers in diverse end-markets. Sustainability is central to our strategy and is a key pillar in the design of our products, conduct of our operations, and the safety and engagement of our teammates.

the recyclability of our products, increase the percentage of products achieving Cradle to Cradle certification, and new in 2023, a safety goal – to achieve zero life changing events for our employees.

This report details IPG’s impactful actions and progress in 2023 against our commitments focused on our products, people, and the planet. I am proud of that progress including, but not limited to the following: increasing the sustainability profile of our products, reducing the environmental footprint of our operations, and increasing our focus on employee safety, reflecting our commitment to keeping safety above all else. Specifically, we have:

- Realized more than 60% of our revenue from products that are Cradle to Cradle Certified, and from products that are recyclable/compostable
- Confirmed our science-based target to reduce our carbon emissions by 42% by 2030
- Achieved a 12% reduction in our Scope 1 & 2 emissions and a 27% reduction in our Scope 3 emissions from the 2021 baseline

- Achieved a record level of safety performance across our sites
- Received numerous recognitions for our sustainability performance, as highlighted throughout this report

While not easy, our efforts to provide increasingly sustainable products to our customers are both reducing our environmental impact and improving our social impacts, and we look forward to continuing our progress on these commitments in 2024. Our employees, suppliers and customers are vital partners in our efforts, and we thank them for their continued support and partnership as we continue our efforts.

Sincerely,

Pete Durette
CEO, IPG

Q&A with our VP Sustainability

“The sustainability challenge is dynamic, and we continue our efforts to find creative solutions to meet our commitments.”



Jay Bolus gives his thoughts on IPG’s challenges and progress.

Pete Durette, IPG’s CEO, is passionate about safety and sustainable products and has highlighted the commitments IPG has made in these areas and others. How do these commitments drive change at IPG?

Our commitments are the foundation behind our actions. They help to set the expectation on which our IPG goals are based, and taken together, are the north star for where our efforts are focused. Over the last three years, our Sustainability Value Networks (SVNs) have continued to identify and implement improvements to meet our

commitments. The sustainability challenge is dynamic, and we continue our efforts to find creative solutions to meet our commitments. Our SVNs are the forum we use to discuss the challenge and translate commitment to action.

As you look back over 2023, what are your thoughts on the progress made against these commitments?

In 2023, we made progress against these challenging commitments in the areas of our products, our people, and our planet. Like most years, 2023 presented some unique challenges, but our focus on continuous improvement, a key foundational component of the [Cradle to Cradle®](#) design principles which serve as the driver for our efforts, kept us on track. We continued to make progress against our commitments to develop and market more sustainable products. We realized reductions in Total Case Incident Rates (TCIR) – a key safety metric, and in energy use, carbon emissions, and water use in water-stressed areas, and expanded efforts to track and report our scope 3 emissions, which is a huge step forward.

How do you continue to drive performance improvements?

By continuing to leverage our vast staff experience while engaging more team members in our sustainability efforts. Our improvement efforts are integrated into our core processes through our SVNs, focused on Product & Materials, Circular Economy, Operational Footprint, and People & Communities. Each SVN is a cross-functional team of IPG employees, overseen by a member of our senior management. They meet regularly to develop and execute the activities necessary to meet our goals and commitments. By harnessing our employees’ creativity, we are realizing meaningful progress.

As you look to 2024, what’s next?

Being a sustainability leader is about delivering sustainable products, and doing it while keeping your workforce safe. It’s also about reducing your environmental footprint, being a good steward of our natural capital, engaging in our local communities, and promoting inclusion and diversity. It is about a [triple bottom line](#), but also a [triple top line](#) – and it takes all of us – our employees, our suppliers, our vendors, and our customers. No one of us can do it alone. In 2024, our efforts in these areas will continue with our partners, and together, we can accomplish so much more.



Our Profile

Headquartered in Sarasota, Florida, IPG is a global provider of packaging and protective solutions across a diversified set of geographies and end markets. The Company develops, manufactures, and sells a variety of solutions including paper and film-based pressure-sensitive and water-activated tapes, stretch and shrink films, protective packaging, woven and non-woven products, and packaging machinery.

IPG's vision is to be the Global Leader in Packaging and Protective Solutions. Sustainability is a key strategy for achieving our vision and mission and is a primary driver of operational excellence and doing what is right for our employees and communities.

NORTH AMERICA

- | | | |
|----------------------|--------------------|---------------------|
| 1. Ansonia, CT | 10. Chicago, IL | 18. Montreal, QC |
| 2. Atlanta, GA | 11. Corona, CA | 19. Sarasota, FL |
| 3. Bardstown, KY (2) | 12. Cornwall, ON | 20. Schaumburg, IL |
| 5. Blythewood, SC | 13. Danville, VA | 21. Springfield, OH |
| 6. Brighton, CO | 14. Everetts, NC | 22. Toronto, ON |
| 7. Carbondale, IL | 15. Marysville, MI | 23. Tremonton, UT |
| 8. Carlstadt, NJ | 16. Menasha, WI | 24. Truro, NS |
| 9. Carrollton, TX | 17. Midland, NC | |

EUROPE

- | |
|------------------------|
| 25. Flensburg, Germany |
| 26. Porto, Portugal |
| 27. Soest, Germany |
| 28. Widnes, UK |

ASIA

- | |
|--------------------------|
| 29. Chopanki, India |
| 30. Daman, India |
| 31. Dahej, India |
| 32. Jiangmen City, China |
| 33. Karoli, India |

Our Approach to Sustainability

Embracing sustainability and driving change are key drivers of our business strategy. Our Sustainable Product Design and Development Vision Statement places the precautionary principle outlined in the United Nations Global Compact along with the Cradle to Cradle design principles as central pillars to guide our aspirational transformation.



Highlights

Significant progress was made against all public facing sustainability goals.

Product & Material SVN

- 62% of our products, by revenue, were Cradle to Cradle Certified, up from 58% in 2022
- Fully eliminated the very small amount of PFAS compounds used as manufacturing aids in select products
- Completed several line extensions, adding new, more sustainable products to our existing Cradle to Cradle certifications, which are being offered to the market at similar pricing to their less-sustainable counterparts, so that our customers can “go green without spending any more green”
- Made significant progress on numerous products that will be submitted for Cradle to Cradle certification in 2024

Circular Economy Solutions SVN

- 66% of packaging products, by revenue, were recyclable, reusable, or compostable, up from 65% in 2022
- Reconfigured Emerald Bubble to contain 25% Post-Consumer Recycled (PCR) content
- Introduced carton sealing tape 170e containing at least 30% Post-Industrial Recycled (PIR) content
- Introduced water-activated tape 260e+, a carton sealing tape produced using a combination of 100% recycled and virgin kraft paper

- Launched paper carton sealing tape 100e, a Forest Stewardship Council (FSC) certified product made with 100% recycled paper
- Introduced ExfilmPlus 365, a lighter gauge shrink film, reducing the use of virgin plastic
- Replaced tape head polystyrene foam packaging with a molded recycled and recyclable corrugate

Operational Footprint SVN

- Obtained official validation of science-based targets from SBTi
- Increased renewable energy use to 5.80%, up from 3.10% in 2022
- Achieved 12.5% reduction in energy use
- Achieved 12% reduction in Scope 1 & 2 emissions, and 27.6% reduction in Scope 3 emissions, from 2021 baseline
- Received a score of B from CDP Climate, above both the global and our specific industry averages
- Decreased water use in water-stressed areas by 5.9%
- Awarded TRUE Zero Waste Certification at the Regional Distribution Center (RDC) Danville, VA facility
- Increased our waste diversion rate to 64% from a baseline of 56%
- Achieved the ENERGY STAR building certification at the RDC Danville, VA facility
- Achieved the ENERGY STAR Challenge for

- Industry Award at our Atlanta, GA facility
- Received the ENERGY STAR Partner of the Year for Sustained Excellence (9th year) and Partner of the Year (11th year) awards
- Received the Better Plants Challenge Award from the U.S. Department of Energy

People & Communities SVN

- Established baseline for IPG demographics goal
- Set, and achieved, a safety goal to realize zero life-changing events for our employees
- Awarded ISO 45001 certification at the Danville, VA facility
- Increased by 65% the number of safety walks/contacts made in 2023 compared to 2022
- Reduced our TCIR to 1.52, down from 1.70 in 2022, a reduction of 11%
- Earned a Silver Medal rating from EcoVadis



Danville RDC in Danville, VA was the first IPG facility to be awarded TRUE Zero Waste Certification.

Our Products

Product Circularity

Taking action to shape the circular economy for a balanced future in which our processes do more good for people and planet

Single-use plastics ending up in the waste stream are a problem we are helping to address.

Our Commitment

75% of packaging products manufactured by IPG, by revenue, will be recyclable, reusable, or compostable by 2025 and 100% by 2030.

Our Actions

In 2023, we revised the mission of our Circular Economy SVN to include the provision of resources and education, recognizing that alignment with our suppliers and partners is essential to our success.

In 2023, we shifted our focus slightly, from raw material substitution to new product growth and development. Recently, we launched sustainable product options made with recyclable content, including our 170e carton sealing tape made with 30% PIR, our 260e+, a water-activated tape made from over 50% recycled paper, our Emerald Bubble, containing 25% PCR resin, and our 100e flatback tape which is FSC-certified and contains 100% recycled paper backing. We also introduced our ExlfilmPlus 365 shrink film, an all-purpose shrink film option that offers a 7-11% yield advantage compared to standard gauge films.



A leading refrigerated foods manufacturer is reducing their plastic usage by over 10,000 pounds annually by switching to IPG's new high performance ExlfilmPlus 365 shrink film.

Development extended to our product packaging with the replacement of the polystyrene foam packaging previously used to ship our tape heads with molded recycled corrugate that is also recyclable. And new in 2023, our Curby Mailer™ was made available with FSC certification.

To find innovative solutions for recycling mixed materials in adhesive tapes, IPG is a founding and continuing member of the Consortium for Waste Circularity, focused on developing Regenerative Robust Gasification (RRG) technology to convert hard to recycle materials into feedstock for new polymers. We also invested in state-of-the-art recycling equipment at our Danville, VA manufacturing facility, which will better utilize the recycled scrap coming out of our greatest film-producing operation.

We are happy to report in 2023, we were able to completely eliminate the minor

amount of PFAS additives we used from our shrink film in all operations across the US. As a company, we have taken the initiative to not only create more sustainable options but also make those products the most functional and affordable choices.

Our Progress

In 2023, 66% of packaging products manufactured by IPG, by revenue, were recyclable, reusable, or compostable.



Top Row: Emerald Bubble, Curby Mailer FSC, ExlfilmPlus 365
Bottom Row: Carton sealing tapes; 170e, 100e, and 260e+

Our Products

Cradle to Cradle

Producing sustainable products goes beyond using recycled materials—that’s just the tip of the iceberg. IPG believes that to be truly sustainable, you have to go deep under the surface.

IPG drives innovation in the industry by embracing Cradle to Cradle design principles.

Our Commitment

75% of the products manufactured by IPG, by revenue, will be Cradle to Cradle Certified by 2025.

Our Actions

In 2023, we continued our efforts to integrate Cradle to Cradle Certification criteria into our new product development and procurement processes. The Cradle to Cradle Certified Products Program requires that a product meet performance criteria in five categories: material health, product circularity, clean air and climate protection, water and soil stewardship, and social fairness and thus provides a multi-attribute approach to product certification. The program also allows for multiple levels of achievement by granting certification at the Bronze, Silver, Gold, or Platinum levels. Products must improve over time to maintain certification and our focus included the conversion of current product certifications to the updated standards.

[continued next page]

WHAT IT MEANS TO BE CRADLE TO CRADLE CERTIFIED

- Continuous Improvement** (Icon: Upward arrows in a circle)
- Material Health** (Icon: Erlenmeyer flask)
- Product Circularity** (Icon: Cube with arrows)
- Clean Air & Climate Protection** (Icon: Cloud with arrows)
- Water & Soil Stewardship** (Icon: Water drop)
- Social Fairness** (Icon: Two people)

CERTIFIED
cradle to cradle
PRODUCTS PROGRAM

Our Products

Cradle to Cradle

These products are easy to adopt and are being offered to the market at similar pricing to their less-sustainable counterparts

[continued]

In 2023, significant strides were made on several new products that will be submitted for certification in 2024, along with the recertification of multiple products and further expansions on certified product lines. Most notable in 2023 was the addition of our water-activated tape 260e+, a 3-way reinforced paper-based carton sealing tape produced using a combination of 100% recycled and virgin kraft paper, and our NovaShield™ greenhouse line of products. These products are easy to adopt and are being offered to the market at similar

pricing to their less-sustainable counterparts to help our customers “go green without spending any more green.”

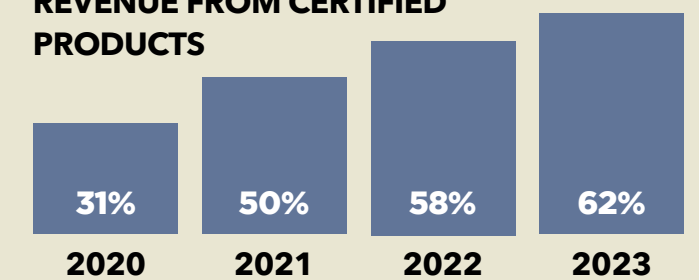
Our Progress

In 2023, we completed several line expansions, adding new products to our existing certifications. Together, our certified products represented 62% of total IPG revenue in 2023, up from 58% in 2022.



NovaShield Claro™ greenhouse structure fabrics are 100% PVC-free and set a new standard for longevity, durability, performance, and environmental responsibility in the agricultural industry.

REVENUE FROM CERTIFIED PRODUCTS



2023 TOTAL REVENUE

62%

REVENUE FROM CERTIFIED PRODUCTS



GO GREEN WITHOUT SPENDING ANY MORE GREEN.

Our Products

Our Cradle to Cradle Certified Products

The Cradle to Cradle Certified Product Standard, the world's most comprehensive, science-based approach to sustainable product design measures company processes holistically, promotes safe and circular materials, and requires periodic reassessment to maintain certification.



GOLD

PAPERSPACE™



SILVER

CURBY® MAILER



SILVER

EXLFILMPLUS® SHRINK FILM



SILVER

STRETCHFLEX® & SUPERFLEX® STRETCH FILM



SILVER

CURBY® FRAGILE WRAP



BRONZE

WATER-ACTIVATED TAPE



BRONZE

ACRYLIC CARTON SEALING TAPE



BRONZE

HOT MELT CARTON SEALING TAPE



BRONZE

MASKING TAPE



BRONZE

FLATBACK TAPE



BRONZE

POLYETHYLENE TAPE



BRONZE

NOVASHIELD® STRUCTURE FABRIC



CHILL-R THERMAL LINER

CURBY FRAGILE WRAP

CURBY MAILER

CURBY MINI-TAPER AND WATER-ACTIVATED TAPE

PAPERSPACE

Our Products

Curby® Packaging Products

Answering the call for sustainable packaging alternatives, Curby is IPG's line of curbside recyclable or otherwise sustainably sourced packaging products for E-Commerce. Curby represents a paradigm shift in packaging design. Unlike traditional packaging materials that often end up in landfills or pollute the environment, Curby is designed with curbside recyclability at its core. Made from innovative materials sourced from renewable resources, Curby is not only eco-friendly but also highly durable and reliable.

Our People

Worker Safety

Safety above all else

Our commitment to leading a sustainable and profitable business is dependent on the integration of safety in each of our core values: passion, performance, integrity, and teamwork

Our Commitment

Safety above all else with a goal of zero life-changing events.

Our Actions

In 2023, IPG established a new commitment to safety – to achieve zero life-changing events. IPG’s safety management system, grounded by our *Corporate Health and Safety Policy*, drives our safety efforts.

Fostering a company that holds safety at the forefront requires continuous culture building. Ongoing corporate safety assessments helped to establish stronger safety programs and teams by identifying and prioritizing opportunities. The safety assessment process was revised to be more holistic in nature, allowing for greater accuracy in tracking and providing our businesses with a clear direction forward.

We continued our focus on leading indicators for leadership, engagement, and risk reduction through the strategic Key Performance Indicators (KPIs) that were incorporated in 2022. We are proud to note that in 2023 IPG drastically increased the measurement and reporting of our leading safety KPIs (safety walks and contacts), realizing a corresponding decrease in the number of incidents occurring in our facilities over the same period. Several IPG facilities increased their commitments related to tracking safety contacts in 2023, and the goal for all facilities has been increased for 2024.

Our Progress

We met our goal of realizing zero life-changing events. We completed approximately 24,700 safety contacts in 2023, up 65% from last year. The TCIR declined from 1.70 in 2022 to 1.52 in 2023.



SAFETY

ABOVE ALL ELSE



Our Danville, VA manufacturing and RDC facilities applied for and subsequently received ISO 45001 certification.

Our People

Inclusion & Diversity

Coming together as a team and increasing company communication across the globe

At the heart of our corporate values is our commitment to people.

Our Commitment

Our workforce will reflect the demographics in the communities in which we operate by 2030 and we will meet our commitments under the CEO Action Pledge.



IPG Everetts, NC sponsored a community Back to School Bash, donating school supplies and prizes, while employees helped run the event.

Our Actions

IPG's approach to inclusion and diversity supports our employees and reflects the diversity in our communities and the global marketplace. The mission of our People and Communities SVN is to create a better future for employees and communities. Our SVN drives these efforts in many ways.

Our practice of developing company-wide monthly wellness themes around employee and family health continued. Seasonal community engagement efforts continued,



Danville, VA employees donated nearly 1,000 books and over \$2,000 for a Joy of Reading campaign.



Employees from our Cornwall, ON facility donating specialty tape to Habitat for Humanity to help build houses.

such as Breast Cancer Awareness Month in October, where IPG donated to the Breast Cancer Research Foundation for every employee who reported having received a mammogram. Our facilities continued to engage in local philanthropic efforts focusing on community wellness, and caring for both younger and older populations. We continued to utilize the EcoVadis methodology in collaboration with our suppliers to manage and assess human rights and labor risks and find opportunities throughout our operations.

As a signatory of the CEO Action Pledge, the largest CEO-driven business commitment to advance inclusion and diversity in the workplace, IPG continued cultivating environments with open communication, sharing initiatives, and engaging our stakeholders on diversity, equity, and inclusion strategies. We fostered the encouragement of our open-door policy, where company executives are easily accessible to all employees, creating a more holistic team rather than a top-down approach to company culture. We began the

implementation of affinity groups, with the Young Professionals Affinity Group launched in the first quarter of 2023 holding nearly half a dozen events open to company-wide participation for networking, career development, and community engagement. Further groups are being identified for rollout in 2024.

IPG's parent company, Clearlake Capital Group, is nationally certified by the Southern California Minority Supplier Development Council, which is part of the National Minority Supplier Development Council.

Our Progress

We continued to cultivate environments with open communication, sharing initiatives, and engaging our stakeholders on diversity, equity, and inclusion strategies. We completed our efforts to establish a baseline for our facility demographics in the U.S. and Canada and compare them to the local communities in which they are located. For these locations, assessment of the workplace against local demographics began.

More organizations are turning to renewable energy and a range of other measures that will reduce emissions, quickening the pace of change we seek to realize.

Our Commitment

To obtain 50% of our energy from renewable sources by 2030 and reduce energy intensity by 2.5% per year.

Our Actions

Our energy use drives our carbon emissions, and reductions in fossil fuel use are critical to meet our goals. We continued to execute plans to meet our renewable energy goal, exploring onsite solar opportunities at several facilities, and power purchase agreements at others. Energy savings projects continue to be tracked via IPG's Energy Action Plan.

Our Sustainability Pillar Team provided a forum for identifying best practices and measuring our progress. Our Blythewood, SC, Atlanta, GA, Danville, VA and Chicago, IL facilities conducted energy treasure hunts and were able to implement impactful

energy savings opportunities as a result. At the end of 2023, 5 facilities maintained ISO 50001 certification: Danville, VA manufacturing facility, Danville, VA - RDC, Tremonton, UT, Blythewood, SC and Truro, NS. Our Cornwall, ON, Carbondale, IL and Midland, NC facilities will continue pursuing certification in 2024.

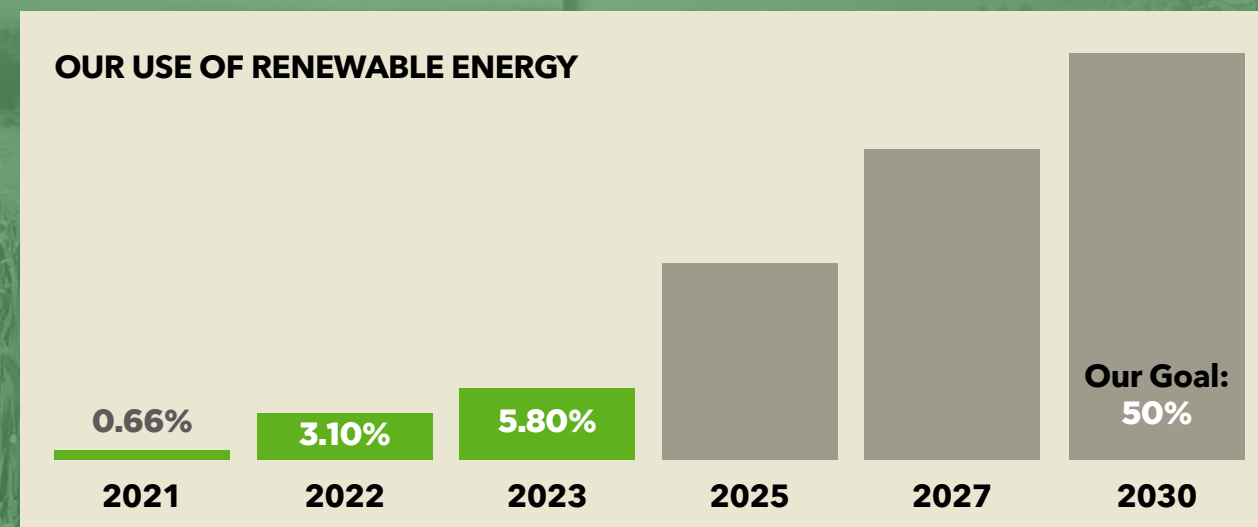
The IPG Atlanta, GA facility recently achieved the ENERGY STAR Challenge for Industry Award. The U.S. Environmental Protection Agency recognized our Atlanta, GA facility for its efforts to lower greenhouse gas emissions by reducing energy intensity by over 14% within 2 years. Additionally, IPG received the Better Plants Challenge Award from the U.S. Department of Energy for reducing its energy intensity by 38% since 2014, surpassing its goal of 25%.

Our Progress

We realized another slight increase in renewable energy use in 2023. Renewable energy use increased to 5.80% of our total energy use. Our energy intensity ratio increased from 5.87 in 2022, to 5.96 in 2023, a 1.5% change, due to a decrease in production which resulted in IPG missing our 2.5% reduction goal.



Left to right: Carbondale, IL achieved the ENERGY STAR Challenge for Industry for the 6th time this year, and Polyair Atlanta, GA achieved it for the 2nd time.



Our Planet

Energy

Our energy use drives our carbon emissions, and reductions in fossil fuel use are critical to meet our goals.



2024 ENERGY STAR Partner of the Year Sustained Excellence for the 9th time, and ENERGY STAR Partner of the Year (11th year)

Our Planet

Climate

Our certified science-based targets provide us with a clearly-defined path to reduce emissions in line with Paris Agreement goals.

We understand the fundamental role we play in ensuring the transition to a zero-carbon economy.

Our Commitment

Our science-based targets require a 42% decrease in Scope 1 & 2 and a 42% decrease in material Scope 3 emissions by 2030 as compared to our 2021 baseline. This aligns with our previous commitment to reduce Scope 1& 2 emissions by 50% by 2032 as part of the DOE Better Climate Challenge. Additionally, we have committed to net zero carbon by 2040 as part of The Climate Pledge.

Our Actions

Our company commitments with the SBTi were certified in 2023, and we are now one of more than 4,000 businesses around the world working with the SBTi. Science-based targets provide companies with a clearly defined path to reduce emissions in line with Paris Agreement goals. We made further progress in understanding and quantifying our Scope 3 emissions. Previously unreported sources have been identified and added to our greenhouse gas inventory.

We continue to report to the CDP and received a score of B on our latest submission,

above both the global average and our specific industry average. Additionally, we continue to participate in the DOE Better Climate Challenge and CEBA, the Clean Energy Buyers Association, a group of large, clean energy buyers, energy providers, and service providers working in tandem with non-governmental organization partners to facilitate a more rapid transition to a zero-carbon energy future.

In 2023, energy savings and emission reduction efforts continued, with a corresponding impact on emissions and energy intensity data. Most notable among our facilities were efforts at the Daman, India facility to commission a more environmentally friendly boiler, which resulted in reductions in both energy use and GHG emissions.

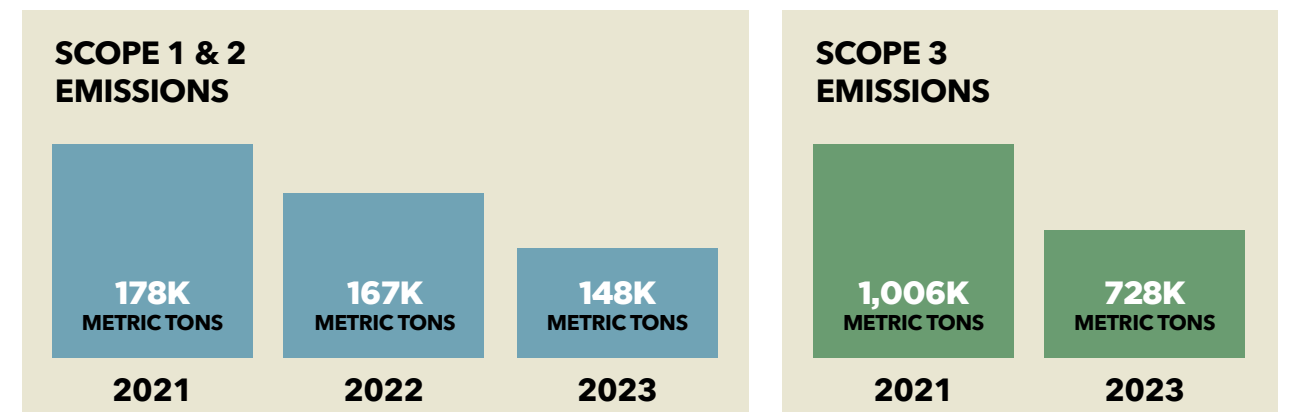
Our Progress

In 2023, our Scope 1 emissions decreased by 22.1% and our Scope 2 market-based

emissions decreased by 13.5% against our 2021 baseline, and by 20% and 6% respectively year over year. Our Scope 3 emissions last year decreased by 38.2% against the 2021 baseline, and we added additional, material Scope 3 categories for which we will report emissions going forward. Collectively, our Scope 1, Scope 2, and Scope 3 carbon emissions decreased by over 307,000 metric tons, or 23% against our 2021 baseline.



Our Daman, India facility installed a boiler to reduce energy use and GHG emissions.



Waste

IPG is improving waste diversion and reuse opportunities, and working synergistically to build on the progress already made towards achieving our zero waste goals.

A true circular economy depends on the successful elimination of all waste being generated.

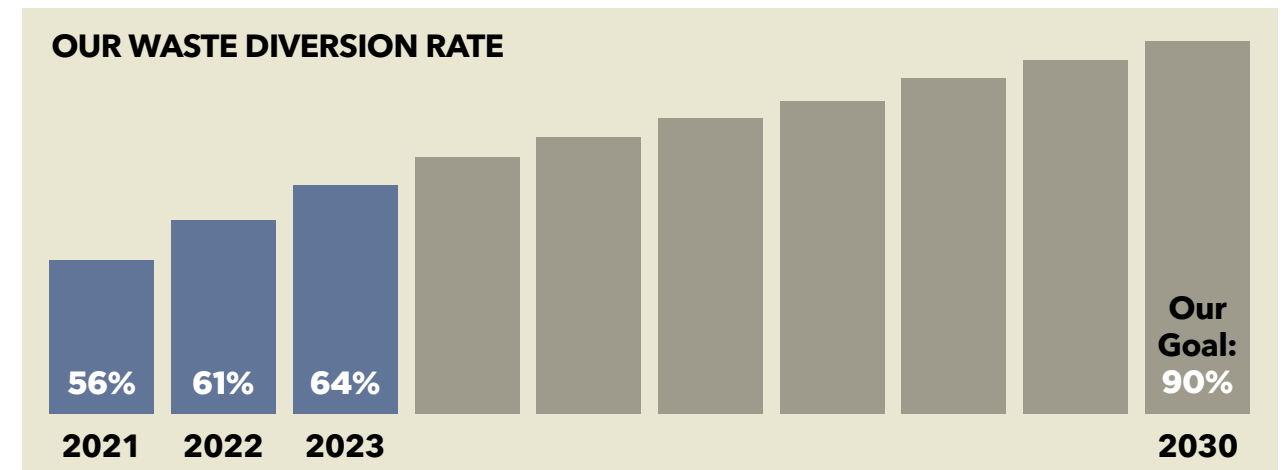
Our Commitment

Divert at least 90% of solid nonhazardous waste headed to landfills and incineration from our manufacturing facilities to enable all manufacturing facilities to be TRUE Zero Waste Certified by 2030.

Our Actions

Progress towards our zero waste goal is being driven in part by our participation in the TRUE Zero Waste program, a whole systems approach administered by Green Business Certification Inc., aimed at promoting the redesigning of resource life cycles so that all products are reused.

In 2023, fifteen facilities achieved diversion of 90% of their nonhazardous waste from landfills, up from nine in 2022, contributing to positive progress against our goal. The RDC facility in Danville, VA earned TRUE Zero Waste certification in 2023. The other IPG facilities are working diligently to increase diversion rates and qualify for certification by our goal of 2030. We also expanded the TRUE Zero Waste pilot program to our



Everetts, NC is one of our facilities leading the way towards our zero waste goal.



Danville RDC in Danville, VA was awarded TRUE Zero Waste certification.

protective packaging manufacturing facilities and our manufacturing facility in Danville, VA in 2023.

In addition to our participation in this program, we emphasized improving waste stream analysis, performing proper segregation, updating guidance training and policies, and providing ongoing education for all our staff. We also opened up universal waste collection for employees and published two new guidelines on waste minimization and material handling. Our waste diversion data is displayed in the table above.

Our Progress

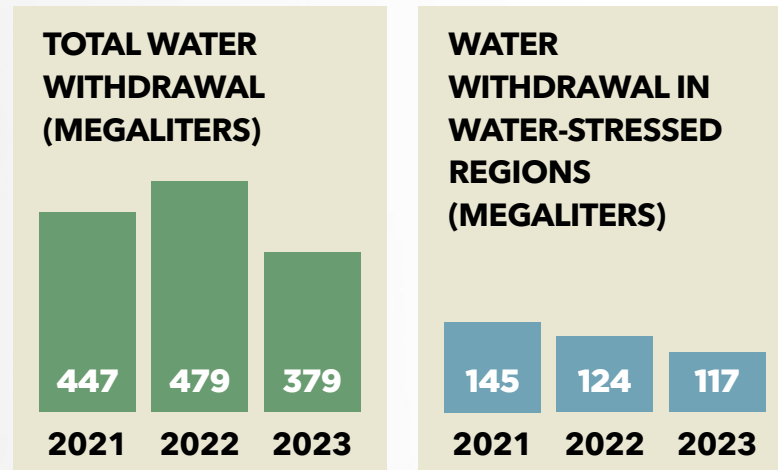
At the end of 2023, IPG's diversion rate was 64%. Our facilities in Chicago, IL, Danville, VA Everetts, NC, Carrollton, TX and Truro, NS have made incredible improvement through improved data collection, internal support from management, and a broad, company-wide effort. To date, one of our facilities is True Zero Waste certified.

Our Planet

Water

As signatories of the CEO Water Mandate, we have put wide-scale effort towards continuous progress against six core elements of water stewardship.

When managed well, water can strengthen our social, economic and environmental systems in a rapidly changing world.




Our Commitment

Reduce water withdrawal by 2.5% per year and meet our commitments as signatories to the CEO Water Mandate.

Our Actions

In 2023, IPG updated its water risk analysis, identifying eight of our facilities as being in parts of the world considered at high or extremely high water risk. Since this assessment, we have become signatories to the CEO Water Mandate, which requires continuous progress in six core areas of water stewardship including direct operations,



supply chain and watershed management, collective action, public policy, community engagement, and transparency.

Our Water Conservation Team leads our work to address this commitment. Team members include staff from our facilities in water-stressed areas and others. In 2023, the team met quarterly to identify water use reduction projects, share best practices and implement employee training and education. As part of our Cradle to Cradle efforts, we investigate water issues in the watersheds impacted by our operations. We also continue to encourage our suppliers to join EcoVadis, which provides companies with a tool to identify opportunities to reduce their environmental impact.

In 2023, water stewardship activities included a water use reduction project that decreased water demand at our Atlanta, GA facility and a groundwater recharge project at our Daman, India facility. Routine water use meetings at our Brighton, CO and

Groundwater recharge at our Daman, India facility.

Marysville, MI facilities and a water audit at our Tremonton, UT facility identified numerous water conservation opportunities, some of which were implemented in 2023. In alignment with the CEO Water Mandate and our commitment to community engagement, IPG remained active with the Dan River Basin Association in Virginia, where one of our largest facilities, Danville, is located.

Our Progress

For 2023, overall water withdrawal was down, and water use in water-stressed areas was also down. At the end of 2023, total water withdrawal decreased by 21% over 2022, while water withdrawal in water-stressed regions also decreased, even though the number of IPG locations considered to be in water-stressed areas increased.

Our Data Summary

* Data validated by an independent third party. See our website for further details. www.itape.com/SustainabilityDocuments

** Baseline data used to estimate 2022 value for this Scope 3 category.

Data not previously reported are noted as "--". Except where otherwise indicated, for all amounts presented in this report, including tabular amounts numbers are rounded whole numbers and ratios and percentages are calculated based on unrounded numbers.

Throughout this report we reference "Cradle to Cradle Certified®" and "Cradle to Cradle®." Cradle to Cradle Certified® is a registered trademark of the Cradle to Cradle Products Innovation Institute. Cradle to Cradle® is a registered trademark of MBDC, LLC."

GBCI® and its related logo are trademarks owned by Green Business Certification Inc.™ and are used with permission.

SECTION	GRI INDICATOR	DESCRIPTION	2023	2022	2021
Our Products		Percent of revenue from Cradle to Cradle Certified products from products manufactured by IPG	62%	58%	50%
Our Products		Percent of packaging products sales that are recyclable, reusable or compostable	66%	65%	65%
Our Planet	302-3	Energy intensity ratio (gigajoule/metric ton)*	5.96	5.87	6.02
Our Planet		% Change in energy intensity (YOY)*	1.50%	-1.87%	-2.49%
Our Planet		Percentage renewable (including RECs)*	5.80%	3.10%	0.66%
Our Planet	305-4	Carbon intensity for Scope 1 and Scope 2 (metric tons CO2e / metric tons of production)*	0.536	0.522	0.55
Our Planet		Scope 1 and Scope 2 emissions (metric tons CO2e)*	148,012	167,455	177,753
Our Planet		% Change in Scope 1 and Scope 2 emissions	-12%	-5%	N/A
Our Planet	305-1	Scope 1 emissions (metric tons CO2e)*	51,502	64,575	66,129
Our Planet		% Change in Scope 1 emissions (YOY)*	-20%	-2%	N/A
Our Planet	305-2	Scope 2 emissions location based (metric tons CO2e)*	98,229	100,589	--
Our Planet	305-2	Scope 2 emissions market based (metric tons CO2e)*	96,510	102,880	111,624
Our Planet		% Change in Scope 2 market based emissions*	-6%	-8%	-11%
Our Planet		Scope 3 emissions category 1 Purchased Goods and Services (metric tons CO2e)*	367,685	565,259**	565,259
Our Planet		Scope 3 emissions category 11 Use of Sold Products (metric tons CO2e)*	108,856	178,133	180,125
Our Planet		Scope 3 emissions category 12 End-of-Life Treatment of Sold Products (metric tons CO2e)*	114,851	124,514	121,928
Our Planet		Scope 3 emissions category 3 Fuel and Energy-Related Activities (metric tons CO2e)*	40,924	45,648	46,609
Our Planet		Scope 3 emissions category 4 Upstream Transport and Distribution (metric tons CO2e)*	84,047	80,886**	80,886
Our Planet		Scope 3 emissions category 5 Waste Generated in Operations (metric tons CO2e)*	11,659	10,662	11,338
Our Planet	306-3	Total waste (metric tons)*	29,029	30,911	26,484
Our Planet		Hazardous waste (metric tons)*	678	961	1,634
Our Planet		Nonhazardous waste (metric tons)*	28,350	29,950	24,850
Our Planet		Waste diverted (% of solid, nonhazardous waste)	64%	61%	56%
Our Planet	303-3	Water withdrawal (megaliters)*	379	479	477
Our Planet		Change in water withdrawal (YOY in megaliters)*	-100	1.5	-56
Our Planet		% Change in water withdrawal (YOY in megaliters)*	-21%	-0.30%	-11%
Our Planet		From surface water (megaliters)*	N/A	N/A	N/A
Our Planet		From groundwater (megaliters)*	46	50	41
Our Planet		From seawater (megaliters)*	N/A	N/A	N/A
Our Planet		From produced water (megaliters)*	N/A	N/A	N/A
Our Planet		From third-party water (megaliters)*	333	428	436
Our Planet	303-3	Water withdrawal in water-stressed regions (megaliters)*	117	124	145
Our Planet		% Water withdrawal in water stressed regions*	31%	26%	30%
Our Planet		% Change in water withdrawal in water-stressed regions (YOY)	22%	-14%	30%
Our Planet		Water consumption (megaliters)*	27	40	--
Our Planet		From surface water (megaliters)*	N/A	N/A	--
Our Planet		From groundwater (megaliters)*	0	0	--
Our Planet		From seawater (megaliters)*	N/A	N/A	--
Our Planet		From produced water (megaliters)*	N/A	N/A	-
Our Planet		From third-party water (megaliters)*	27	30	--
Our People		Total Case Incident Rate (TCIR)	1.5	1.7	1.8
Our People		Number of Safety Contacts	24,727	15,000	--

